











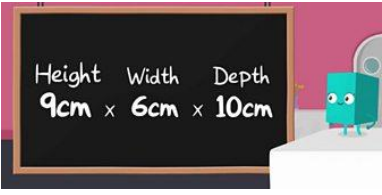


Bringing out the best in each other

Year 5/6 Home Learning Grid

Spring Term 2021 Week 8



Bringing out the best in each other

			This week's topic is: <h1>Savanna</h1>
	The Explorer	Volume	
Monday	 Listen to chapter 18 of The Explorer and complete the activity on Google Classroom.	Look at the videos on Google Classroom to learn about volume. Then look at the information on the BBC Bitesize .	Create an Adobe Spark Video about the African Savanna. 
Tuesday	 Write a detailed account of the story so far using the guide on Google Classroom.	Complete the Sumdog challenge (Volume Practice) and Kahoot Quiz (Volume Quiz) about what you learnt in yesterday's lesson. 	Write a non-chronological report about an animal that lives in the Savanna. 
Wednesday	 Make a detailed prediction of what will happen next in the story and how it will end.	Complete the work on Google Classroom. 	African Animal Sunset Art 
Thursday	Look through the Welsh presentation on Google Classroom and either write some sentences or record yourself saying what you have learnt.	Find the volume of 10 things in your house e.g. a book, a box, a cupboard. If you have a long tape measure, you could find the volume of some of the rooms in your house and even your garden.	Create your own Savanna Survival Tree House on Minecraft 
Finish Off Friday: Use today to finish off any work. Flipgrid: Follow the Flipgrid link in your Google Classroom to complete the activity. Sumdog: Complete the Sumdog Tasks/Quiz/Challenges.			
For extra work, please access the lessons on BBC Bitesize . You can also use Times Table Rock Stars and Sumdog training, as well as the Oxford Owl to practise your reading.			