






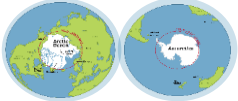






Bringing out the best in each other

Year 5/6 Home Learning Grid

Spring Term 2021 Week 4



Bringing out the best in each other

			This week's topic is: Polar Regions
	The Explorer	Negative numbers	
Monday	 Listen to Chapter 7 of The Explorer and complete the activity on Google Classroom.	Look at the videos on Google Classroom to learn about negative numbers. Then look at the information on the BBC Bitesize .	On paper or using Adobe, explain all the differences between the Arctic and the Antarctic regions. 
Tuesday	 Listen to Chapter 8 of The Explorer and complete the activity on Google Classroom.	Complete the Sumdog quiz (Negative Numbers Quiz) about what you learnt in yesterday's lesson. 	Can you make ice grow? Experiment. 
Wednesday	 Listen to Chapter 9 of The Explorer and complete the activity on Google Classroom.	Complete the work on Google Classroom.	Have a go at drawing or painting your favourite polar animal. 
Thursday	Look through the Welsh power points on Google Classroom. Can you say where your friend lives and in which type of home? Can you say why your friend likes living where they do? Practise the new phrases you have learnt. Maybe you could write some sentences or even record yourself!	Use the BBC Weather website to find the temperatures for today in the North Pole. 1) What is the coldest temperature today? What time is this? 2) What is the warmest temperature today? What time is this? 3) What is the difference between these temperatures. Search two other cold places in the world, repeat the above questions for these places.	Write a letter to the Prime Minister to explain what effect climate change is having on the Polar regions. 
Friday	<p>Inside Out Day: Looking at emotions – Draw 4 t-shirts and write an emotion next to each. On each t-shirt, draw what YOU think that feeling might look like. You can use shapes, colours, patterns or any design.</p> <p>Finish Off Friday: Use today to finish off any work.</p> <p>Flipgrid: Follow the Flipgrid link in your Google Classroom to complete the activity.</p> <p>Sumdog: Complete the Sumdog Tasks/Quiz/Challenges.</p>		
For extra work, please access the lessons on BBC Bitesize . You can also use Times Table Rock Stars and Sumdog training, as well as the Oxford Owl to practise your reading.			